




Name: \_\_\_\_\_

Class: \_\_\_\_\_

## LAUNCHING AN INQUIRY INTO ENDANGERED ANIMALS

Ask each student to think about the words 'safe', 'threatened', 'endangered' and 'extinct'. Write them on the board in random order. Ask students to create a continuum using the words. Divide the class into small groups and provide each group with a set of the following animal images, construction paper and glue. Ask them to write the four words vertically and evenly spaced on the paper, then have them paste each animal picture next to its correct category. Once this is complete, students should choose one animal from each category and write a few sentences explaining why they placed that animal in that category. Display each group's work around the classroom and invite students to do a 'gallery walk' and to observe those that had the same ideas that they did and ones that were different. Ask them to write down any questions they have. Have the each group of students stand next to their poster, one group at a time, and ask them to share with the class one of their animals and the reason they put it in the category they did. Invite the rest of the class to ask them questions.

### SAFE

**Dog****Zebra****Kangaroo**






Name: \_\_\_\_\_

Class: \_\_\_\_\_

## SAFE



## THREATENED/VULNERABLE








Name: \_\_\_\_\_

Class: \_\_\_\_\_

## **THREATENED/VULNERABLE**



## **ENDANGERED/CRITICALLY ENDANGERED**



**SCHOLASTIC**






Name: \_\_\_\_\_

Class: \_\_\_\_\_

## **ENDANGERED/CRITICALLY ENDANGERED**



Proboscis Monkey




Sumatran Tiger



Sumatran Rhino

## **EXTINCT**



Thylacine



Mammoth







Name: \_\_\_\_\_

Class: \_\_\_\_\_

## EXTINCT



Lesser Bilby



Javan Tiger



Velociraptor

