



## 1 For Sure and Absolute Positive Postcards

In *Judy Moody and the NOT Bummer Summer*, when Rocky goes to circus camp and Amy up and leaves for Borneo, Judy thinks she is going to be way bored-e-o all summer. But thanks in part to some Bigfoot sightings, Judy's summer turns out to be totally thrill-a-delicious after all.

Receiving mail is so not-bummer! Share some fun by making a Judy Moody-inspired postcard for your friends.

You'll need:

- ⊗ a four-by-six-inch index card
- ⊗ colored pencils or markers
- ⊗ a postage stamp

Directions:

Decorate one side of your index card with your favorite Judy Moody words and phrases, and with drawings of Judy Moody characters and of other moodyish things such as toads, ice-cream cones, or Bigfoot.

On the other side, write a note to a friend telling him or her about your thrill-a-delicious day. Add a (real) postage stamp and your friend's address, and drop the card in the mail. How *uber-awesome* is that?

You can also make postcards just for fun (not mailable). Use the template on the next page to decorate your postcard. Be sure to design your own stamp!






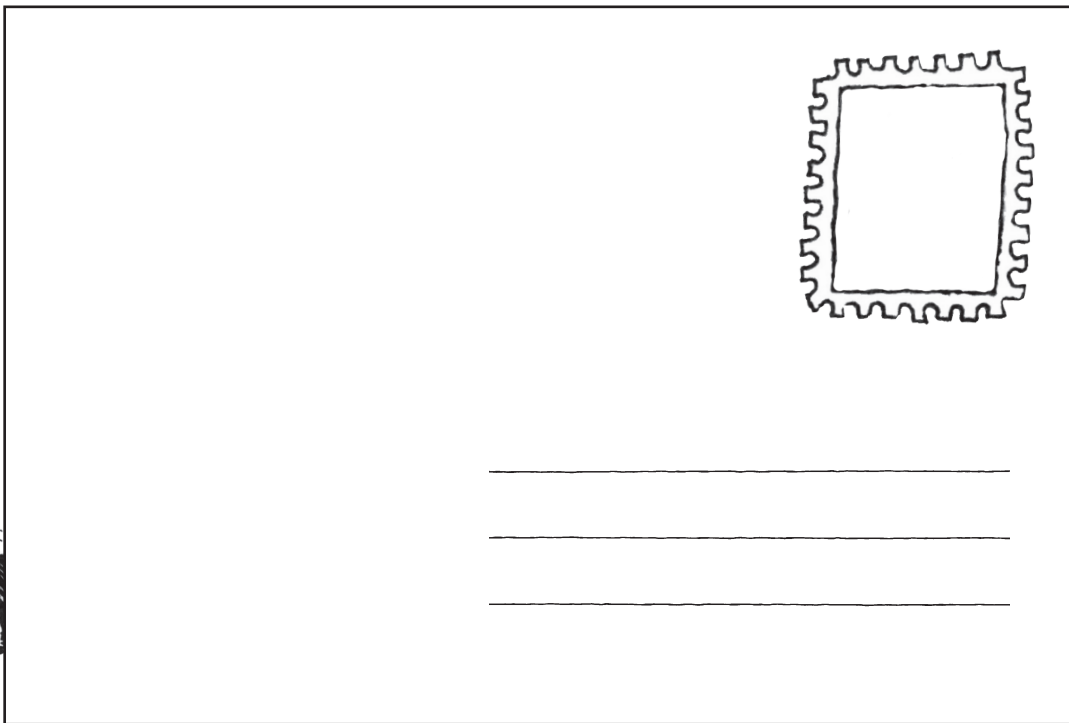
Judy Moody  
AND THE  
**NOT** BUMMER SUMMER

# A Totally Thrill-a-delicious Activity Kit

front



back



Design your own stamp!

Photo copyright © 2011 by CBM Productions, LLC. Based on the theatrical motion picture *Judy Moody and the NOT Bummer Summer*, produced by Smokewood Entertainment Group, LLC  
Judy Moody®. Judy Moody is a registered trademark of Candlewick Press, Inc. Illustrations © 2010 by Peter H. Reynolds. Judy Moody font © 2003 by Peter H. Reynolds.

[www.judymoody.com](http://www.judymoody.com)



CANDLEWICK PRESS



## 2 Guerilla (Not Gorilla) Art

In *Judy Moody and the NOT Bummer Summer*, Judy and her aunt Opal want to make guerilla art. No, they don't make art covered in monkeys! They make secret, under-the-radar art to place around town.

Since some peeps won't appreciate your art if you leave it outside, try this Judy Moody-inspired sick-awesome craft project instead.

### You'll need:

- ✪ safety scissors
- ✪ a cereal box, cardboard, or card stock
- ✪ glue
- ✪ markers
- ✪ stickers
- ✪ glitter



### Directions:

1. Following the dashed lines, cut out the template on the next page. Then cut out the center, leaving a one-and-a-half-inch border around the edge.
2. Cut a piece of cardboard into a five-by-six-inch rectangle. (You can trace the outside edge of your paper rectangle to get the right size.)
3. Glue three sides of the paper template to the cardboard.
4. Decorate the border with markers, stickers, and glitter.
5. Slide a photograph of you and your friends doing your favorite activity under the paper frame. It's a genuine-and-for-real way to remember your uber-awesome adventures forever!

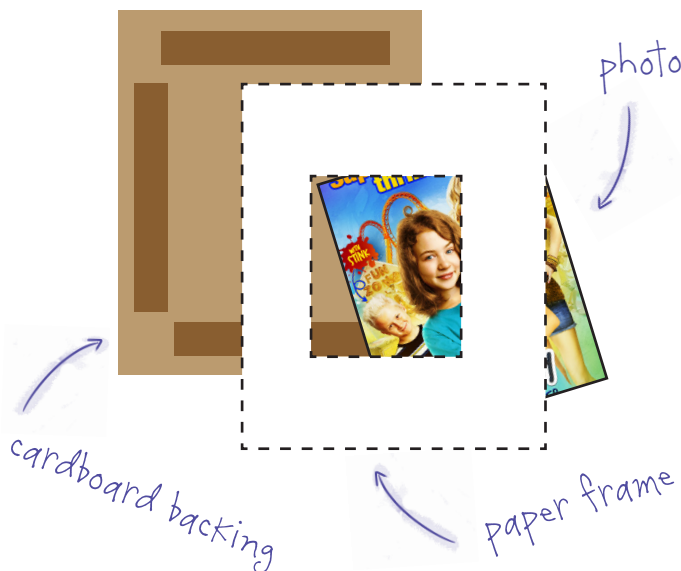


Photo copyright © 2011 by CBM Productions, LLC. Based on the theatrical motion picture *Judy Moody and the NOT Bummer Summer*, produced by Smokewood Entertainment Group, LLC  
Judy Moody®. Judy Moody is a registered trademark of Candlewick Press, Inc. Illustrations © 2010 by Peter H. Reynolds. Judy Moody font © 2003 by Peter H. Reynolds.

[www.judymoody.com](http://www.judymoody.com)



CANDLEWICK PRESS



**Judy Moody**  
AND THE  
**NOT BUMMER SUMMER**

# A Totally Thrill-a-delicious Activity Kit

## Mega-cool Picture-ific Photo-frame




Photo copyright © 2011 by CBM Productions, LLC. Based on the theatrical motion picture *Judy Moody and the NOT Bummer Summer*, produced by Smokewood Entertainment Group, LLC  
Judy Moody®. Judy Moody is a registered trademark of Candlewick Press, Inc. Illustrations © 2010 by Peter H. Reynolds. Judy Moody font © 2003 by Peter H. Reynolds.

[www.judymoody.com](http://www.judymoody.com)



CANDLEWICK PRESS



## 3 Judy Moody's Way-Not-Boring Word Jumble

Judy Moody uses lots of words to express herself—real words, made-up words, and just plain craz-a-rooni words.

### Directions:

Figure out Judy's words by solving the jumbles below, then write them in the blank spaces. (Hint: all these words can be found in *Judy Moody and the NOT Bummer Summer*.)

1. GBI

\_ \_ \_ foot

2. RTAD

double- \_ \_ \_ \_

3. RREA

\_ \_ \_ \_

4. ORBDE

\_ \_ \_ \_ \_e-o

5. TTAOL

mega- \_ \_ \_ \_ \_super-seriously

6. RLITLH

\_ \_ \_ \_ \_-a-delic

7. ERRESMCA

Franken- \_ \_ \_ \_ \_

8. RSOENS

\_ \_ \_ \_ \_ville

9. MESAESOTW

sick- \_ \_ \_ \_ \_

10. DGAUNIG

\_ \_ \_ \_ \_

1. BIG, 2. DRAT, 3. RARE, 4. BORED, 5. TOTAL, 6. THRILL, 7. SCREAMER, 8. SNORES, 9. AWESOMEST, 10. GIGUNDA



Now see how many of your own words you can create using the letters in the title *Judy Moody and the NOT Bummer Summer*. Example: JOY

---

---

---

---

---

---

Photo copyright © 2011 by CBM Productions, LLC. Based on the theatrical motion picture *Judy Moody and the NOT Bummer Summer*, produced by Smokewood Entertainment Group, LLC  
Judy Moody®. Judy Moody is a registered trademark of Candlewick Press, Inc. Illustrations © 2010 by Peter H. Reynolds. Judy Moody font © 2003 by Peter H. Reynolds.

[www.judymoody.com](http://www.judymoody.com)



CANDLEWICK PRESS

