


Sydney of the Antarctic

TEACHER'S NOTES



'Sydney of the Antarctic' is a story about a little mouse, lost. Much loved by his family, at the age of 43 Sydney is taken on an adventure, a voyage to Antarctica. Then one day a dreadful thing happened, he is mistakenly left behind... to spend the winter near Scott's Hut, Cape Evans. Despite rescue attempts, Sydney is still yet to be found.

The book is in two parts. The first is a picture book tale of Sydney's life and his adventure in Antarctica. The second part tells the story of what actually happened and includes a little map, the missing poster (sent to government agencies and tourist operators in the area), drawings, emails and photographs.

There is also a page detailing Scott's last expedition, led from the Terra Nova Hut at Cape Evans.



When I was writing Sydney's story, it was easy to tell Sydney's life — up until I left him behind, alone on a little rock.

When I visited schools and told the story of Sydney, so many children made up their own endings and teachers sent me bundles of material. But for all their creative endings,


I was still searching for an ending that would help our family to resolve what had happened, and one that would not upset children. It was on my second trip, returning to look for Sydney, that I found the answer to the ending.

Originally, after leaving Sydney, I could only think of him being safe and I painted him, running through the mist to the hut. Inside the hut there's an emperor penguin lying on Scott's desk. Antarctica is so dry, everything seems frozen in time. It was then I realised that the penguin was just like our boys — lying still whilst we were there. Once we were gone, he would wake... and be Sydney's friend.

C.T.



One of the last known photographs taken of Sydney.



Classroom Activities

For younger children ~

- The postcard can be used for children to write a letter from Sydney... or to Sydney.
- The outline of Sydney can be used for children to draw a face for Sydney and make a puppet play, creating other creatures and landscapes ~ for Sydney to play in.
- The Can You Find page works for Children reading the first part (picture book), finding the visual clues as they read.
- The little drawing of Sydney can be used by children to create their own scene, or to write where they think Sydney is, or to draw him on his adventures.
- Photocopy the missing poster for each student and add the name of your school after Scott Base, at the bottom.



- Ask children to bring in their special toy. Make a special day for this. They can, one by one, introduce their toy and tell a story about them.
(All toys have great stories).

Then during the day get the children to draw and/or write about their toy on an adventure. Either something they experienced with them or something fictional.



The children can also swap their toys and create an adventure for each other's toys. Another idea is to ask the children to draw or write a description of their toy, then swap their work with another student. The other student can then create a story or scene for this toy.
(It's a good idea to have an extra toy or two on hand for those who may forget to bring their own).

For older students ~

- Read the second part of 'Sydney' to the students first. Use a map of Antarctica to set the scene.
- Ask them what they think happened. Will we find him one day?
- Ask them to write a letter from Sydney, home, or create a drawing or write a newspaper article about Sydney.

Some helpful
Antarctic links ~

www.classroom.antarctica.gov.au
www.heritage-antarctica.org

Sydney Walton Mouse

MISSING

Born — Waltons Department Store,
George St, Sydney, Australia.

Age — 43 (46 now! (2008))


Height — 35cm (ears up)

Colour — Grey with faded red & white
Spotty ears and paws.

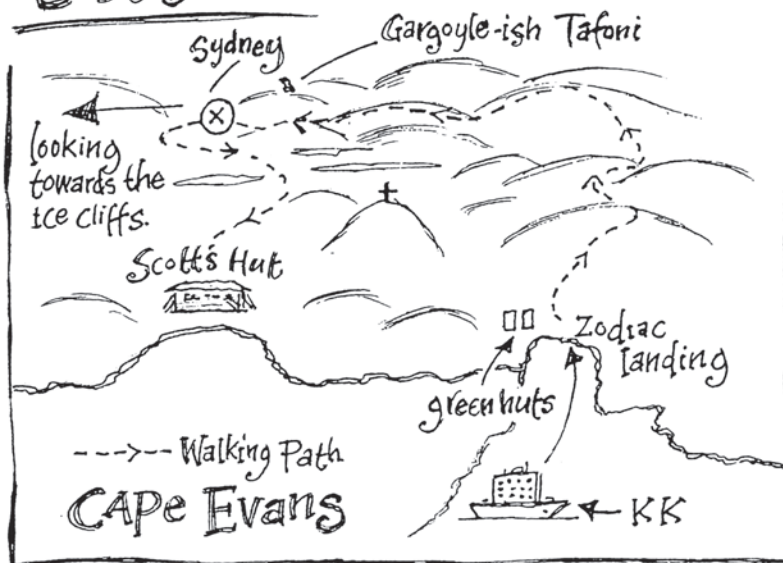
Distinguishing

Features — Nose missing, motly fur and a
little loose of stuffing.


Character — Gentle and wise. Good listener
and very sympathetic. Loves
travelling, a good story and cuddles.
Enjoys time alone as much as the
company of other toys and animals.
Always has a smile on his face and a
cheeky glint in his eye.



Last Seen — Cape Evans





LAST seen February 17th, 2005

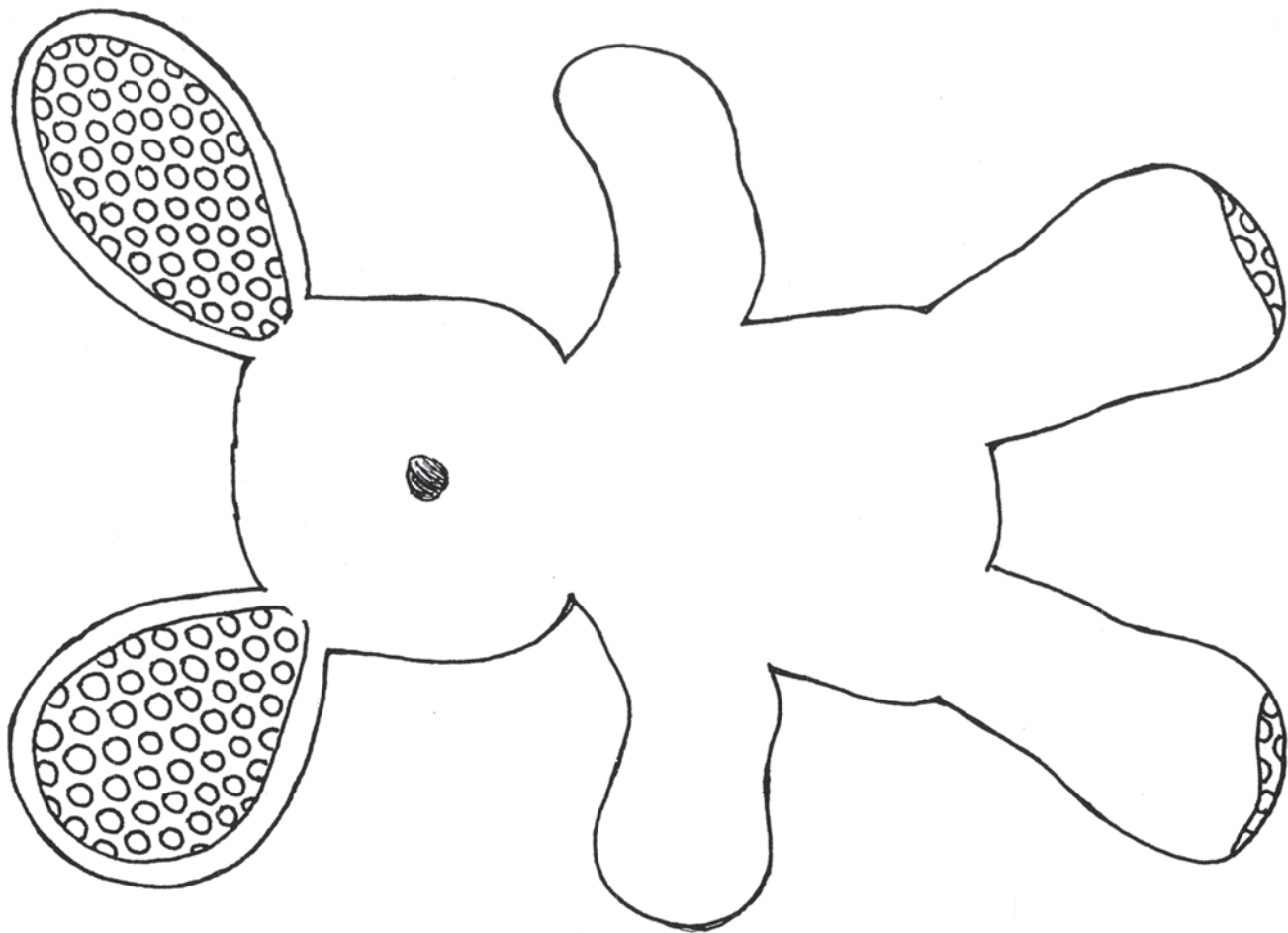


If found - Please Contact Scott Base
(Antarctica)

In the Company of —

Skuas and
tafoni






Draw a face for Sydney, Colour him and then
paste to Cardboard. Cut around the figure of Sydney.
Tape a stick to Sydney's back to make a puppet.

A postcard from Sydney. Write a postcard from Sydney to a friend.
You can draw his adventures on the other side and draw the stamp too.

	<div data-bbox="1181 1355 1428 1601"></div> <div data-bbox="909 1657 1380 2027"><hr/><hr/><hr/><hr/></div>
--	--

Thanks to Fremantle Children's Literature Centre for these ideas.


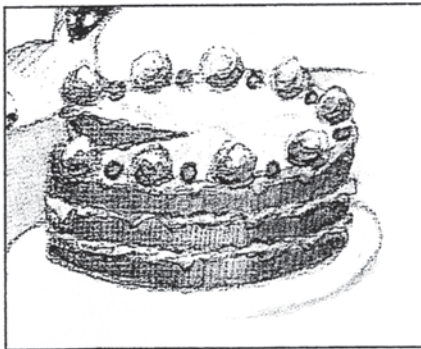
Can You Find?



- Sydney wearing booties?
- An umbrella in a glass?
- A candle?
- A sandwich in the sand?
- A packet of baby peas?
- A lighthouse?




- A blowing cloud?
- Rocks shaped like monsters?
- Two cup cakes and an icecream?



- A penguin inside an old wooden hut?
- A warm cup of cocoa?

- A cake?
- Two penguins sliding on the ice?
- A black bag with tartan lining?
- Zig zag pattern through the ice?



- Two fish on a plate?



- Sydney setting the table?
- A dancing bird?
- A flag with the shape of Australia on it?
- A rock shaped like a heart?

Sydney of the Antarctic



~ Where do you think Sydney is? Who is he with? Is he running towards us or away from us? Draw where you think Sydney is.